

Top 50 language centres

Only the results of the top 50 language centres in the industry are reported in the following three pages. A total of 56 centres are listed because sixteen centres all score 7.9 on our adjusted scale and would be in the joint 41st position.

Because so many centres may achieve the same score we have chosen to list the results in percentiles. Centres with a perfect score are all within the top one per cent. The 58 schools in joint 41st position represent the top 10-12 per cent.

As we explain on page 21, the scores are based on the summary statements of the British Council Inspections. For each centre, every area of strength awarded is entered in the database followed by every need for improvement noted by the inspectors. The needs for improvement are then subtracted from the total areas of strength and a range modifier of four points is added. The final total is divided by the maximum number of areas of strength available to each centre to produce the adjusted score.

Once the computerised calculations have been made, the centres are alphabetised within groups with the same adjusted score.

If more than one score group falls within the same percentile, these are separated with a keyline. Each score group in the same percentile ranking are separately sorted alphabetically again.


Sector by sector results, including many centres in the top 100, are reported on pages 28-32. For ease of analysis, the sector results are based on scores of net areas of strength and are not adjusted by a range modifier.

All the results in this supplement are based on the PDF of summary statements available on the British Council website as of 14.01.2019.

KEY


Types of institutions

Biz	Business and professional training centre
BS	Boarding School
FE	Further Education College
HT	Home Tuition
PLS:A	Private Language Sector primarily accepting adults 16+
PLS:Y	Private Language Sector primarily catering for young learners Under 16
SS	Summer School
TT	Teacher Training Specialist
Uni	University Language Centre



Celebrating 40 years of excellence in English language teaching

lake SCHOOL OF ENGLISH OXFORD






a professional & dynamic approach to teaching a supportive & interactive environment for learning all year round, in the centre of Oxford


An outstanding Centre of Excellence 2010–2018


'Thank you so much for your kindness over the years. The courses I have attended have all been a real pleasure, both professionally and personally. They always exceed my expectations - which get higher each time I come!'

Ramon Garcia, Spain







www.englishinoxford.com





Accredited by the
BRITISH COUNCIL
for the teaching
of English in the UK





Centre of Excellence
2019

Isca School of English - Exeter

Teaching English to teenagers (12-17) for over 50 years

Learn English at the top family-run summer school in the UK

- 13 strengths in our 2017 British Council inspection including: teaching, accommodation, course design, premises and facilities, leisure opportunities, and care of under 18s
- Junior homestay summer programme (June - August)
- Tailored courses for groups in September

Please get in touch with us for more information:

 Isca School of English
4 Mount Radford Crescent
Exeter EX2 4EN

 +44 1392 255342
 study@iscaschool.com
 www.iscaschool.com







Accredited by the
BRITISH COUNCIL
for the teaching
of English in the UK





Top family-run summer school
2018-2019

Percentile	Score	Institution	Type	Strategic and quality management	Staff management	Student administration	Publicity	Premises and facilities	Learning resources	Academic staff profile	Academic management	Course design	Learner management	Teaching	Care of students	Accommodation	Leisure opportunities	Care of under 18s	
				✓	✓	✓	✓	✓	✓	✓	✓	✓	✓	✓	✓	✓	✓	✓	✓
PERFECT SCORES	10.00	ELC Bristol	PLS:A	✓	✓	✓	✓	✓	✓	✓	✓	✓	✓	✓	✓	✓	✓	✓	
	10.00	LSI Portsmouth	PLS:A	✓	✓	✓	✓	✓	✓	✓	✓	✓	✓	✓	✓	✓	✓	N/A	
	10.00	Summer Boarding Courses, Shipley	PLS:Y	✓	✓	✓	✓	✓	✓	✓	✓	✓	✓	✓	✓	✓	✓	✓	
	10.00	Wimbledon School of English	PLS:A	✓	✓	✓	✓	✓	✓	✓	✓	✓	✓	✓	✓	✓	✓	✓	
TOP 2%	9.47	Bell International Cambridge	PLS:A	✓	✓	✓	✓	✓	✓	✓	✓	✓	✓	✓	✓	✓	✓	✓	
	9.47	Discovery Summer, London	PLS:Y	✓	✓	✓	✓	✓	✓	✓	✓	✓	✓	✓	✓	✓	✓	✓	
	9.47	English in Chester	PLS:A	✓	✓	✓	✓	✓	✓	✓	✓	✓	✓	✓	✓	✓	✓	✓	
	9.47	IH London	PLS:A	✓	✓	✓	✓	✓	✓	✓	✓	✓	✓	✓	✓	✓	✓	✓	
	9.47	Lake School of English, Oxford	PLS:A	✓	✓	✓	✓	✓	✓	✓	✓	✓	✓	✓	✓	✓	✓	✓	
	9.47	Norwich Inst for Language Education (NILE)	TT	✓	✓	✓	✓	✓	✓	✓	✓	✓	✓	✓	✓	✓	✓	✓	
	9.44	University of Manchester	Uni	✓	✓	✓	✓	✓	✓	✓	✓	✓	✓	✓	✓	✓	✓	✓	N/A
TOP 5%	8.95	Bishopstrow College, Warminster	BS	✓	✓	✓	✓	✓	✓	✓	✓	✓	✓	✓	✓	✓	✓	✓	
	8.95	Cambridge Academy of English	PLS:A	✓	✓	✓	✓	✓	✓	✓	✓	✓	✓	✓	✓	✓	✓	✓	
	8.95	East Sussex College, Lewes and Eastbourne	FE	✓	✓	✓	✓	✓	✓	✓	✓	✓	✓	✓	✓	✓	✓	✓	
	8.95	Eurocentres Eltham	PLS:A	✓	✓	✓	✓	✓	✓	✓	✓	✓	✓	✓	✓	✓	✓	✓	
	8.95	ISCA School of English, Exeter	PLS:Y	✓	✓	✓	✓	✓	✓	✓	✓	✓	✓	✓	✓	✓	✓	✓	
	8.95	Kaplan International Oxford	PLS:A	✓	✓	✓	✓	✓	✓	✓	✓	✓	✓	✓	✓	✓	✓	✓	
	8.95	Millfield School, Somerset	BS	✓	✓	✓	✓	✓	✓	✓	✓	✓	✓	✓	✓	✓	✓	✓	
	8.95	St. Edmund's College, Ware	BS	✓	✓	✓	✓	✓	✓	✓	✓	✓	✓	✓	✓	✓	✓	✓	
	8.95	University of Liverpool	Uni	✓	✓	✓	✓	✓	✓	✓	✓	✓	✓	✓	✓	✓	✓	✓	
	8.89	Edge Hill University, Ormskirk	Uni	✓	✓	✓	✓	✓	✓	✓	✓	✓	✓	✓	✓	✓	✓	✓	N/A
	8.89	Linguarama London	Biz	✓	✓	✓	✓	✓	✓	✓	✓	✓	✓	✓	✓	✓	✓	✓	N/A
	8.89	London School of English	PLS:A	✓	✓	✓	✓	✓	✓	✓	✓	✓	✓	✓	✓	✓	✓	✓	N/A
	8.89	University of Brighton	Uni	✓	✓	✓	✓	✓	✓	✓	✓	✓	✓	✓	✓	✓	✓	✓	N/A

GENERAL RANKINGS

Percentile	Score	Institution	Type	Strategic and quality management	Staff management	Student administration	Publicity	Premises and facilities	Learning resources	Academic staff profile	Academic management	Course design	Learner management	Teaching	Care of students	Accommodation	Leisure opportunities	Care of under 18s
TOP 8%	8.42	BEET Language Centre	PLS:A	✓	✓	✓		✓	✓	✓	✓	✓	✓	✓	✓	✓	✓	
	8.42	BSC Hampstead	PLS:A	✓	✓	✓		✓	✓		✓	✓	✓	✓	✓		✓	✓
	8.42	EC Bristol	PLS:A	✓	✓	✓		✓	✓		✓	✓	✓	✓	✓	✓	✓	
	8.42	EC Oxford	PLS:A	✓	✓	✓		✓	✓		✓	✓	✓	✓	✓	✓	✓	
	8.42	EF International Oxford	PLS:A	✓	✓	✓		✓	✓		✓	✓	✓		✓	✓	✓	✓
	8.42	English Language Centre, Brighton	PLS:A	✓	✓	✓	✓	✓	✓	✓				✓	✓		✓	✓
	8.42	Heathfield Summer School, Ascot	BS	✓	✓	✓		✓	✓		✓	✓		✓	✓	✓	✓	✓
	8.42	IH Bristol	PLS:A	✓	✓			✓	✓	✓	✓	✓		✓	✓	✓	✓	✓
	8.42	IH Newcastle	PLS:A	✓	✓	✓		✓	✓	✓	✓	✓	✓	✓	✓		✓	
	8.42	Kaplan International Manchester	PLS:A	✓	✓	✓		✓	✓		✓	✓	✓	✓	✓	✓	✓	✓
	8.42	Kings College London	Uni	✓	✓	✓		✓	✓		✓	✓	✓	✓	✓	✓	✓	✓
	8.42	King's, London	BS	✓	✓	✓		✓	✓		✓	✓	✓	✓	✓	✓	✓	✓
	8.42	Sherborne International	BS	✓	✓	✓				✓	✓	✓	✓	✓	✓	✓	✓	✓
	8.42	St. Giles International, Highgate	PLS:Y	✓	✓			✓	✓		✓	✓	✓	✓	✓	✓	✓	✓
	8.42	St. Giles International, London	PLS:A	✓	✓	✓			✓		✓	✓	✓	✓	✓	✓	✓	✓
	8.33	University of Leicester	Uni	✓	✓	✓		✓	✓		✓	✓		✓	✓	✓	✓	✓
TOP 10-12%	7.89	Buckwood Overseas Summer School	BS	✓	✓	✓		✓	✓		✓	✓	✓		✓	✓	✓	
	7.89	BSC Brighton	PLS:A	✓	✓			✓	✓	✓	✓	✓			✓	✓	✓	✓
	7.89	Churchill House School of English Language	PLS:A	✓		✓	✓		✓		✓	✓	✓		✓	✓	✓	✓
	7.89	Concord College, Shrewsbury	BS	✓	✓	✓		✓	✓		✓		✓		✓	✓	✓	✓
	7.89	Dudley College	FE	✓	✓	✓		✓	✓	✓	✓			✓	✓	✓		✓
	7.89	EC Brighton	PLS:A		✓	✓		✓	✓		✓	✓	✓		✓	✓	✓	
	7.89	EC Cambridge	PLS:A	✓	✓	✓		✓	✓		✓	✓	✓		✓	✓	✓	
	7.89	EC Manchester	PLS:A	✓	✓	✓		✓	✓		✓	✓	✓	✓	✓		✓	
	7.89	EuroCentres Bournemouth	PLS:A	✓	✓	✓		✓	✓	✓	✓	✓	✓	✓	✓			

Percentile	Score	Institution	Type	Strategic and quality management	Staff management	Student administration	Publicity	Premises and facilities	Learning resources	Academic staff profile	Academic management	Course design	Learner management	Teaching	Care of students	Accommodation	Leisure opportunities	Care of under 18s
TOP 10-12% cont.	7.89	Eurocentres Brighton	PLS:A	✓	✓	✓		✓	✓		✓	✓	✓	✓	✓		✓	
	7.89	Kaplan International Bath	PLS:A	✓	✓	✓			✓		✓	✓	✓		✓	✓	✓	✓
	7.89	Kaplan International Liverpool	PLS:A	✓	✓	✓		✓	✓		✓	✓	✓	✓	✓		✓	
	7.89	St. Clare's, Oxford	BS	✓	✓	✓		✓	✓		✓	✓	✓		✓		✓	✓
	7.89	St. Giles International, Brighton	PLS:A	✓	✓	✓			✓	✓	✓	✓	✓		✓	✓	✓	
	7.89	Stafford House School of English, Canterbury	PLS:A	✓	✓	✓		✓			✓	✓	✓		✓	✓	✓	✓
	7.89	University College London	Uni	✓	✓	✓			✓	✓	✓	✓	✓	✓	✓		✓	

This ranking covers the top 50 centres based on British Council Inspections. All the results in this supplement are based on the British Council PDF of summary statements as of 14.01.2019.

We have the right course for you for university, for career, for life



Flexible
English language
courses in Oxford
throughout the
year

ic.enquiries@stclares.ac.uk

+44 (0)1865 517706

www.stclares.ac.uk